


Jalene Stradling



Table of Contents

| | |
|---------------------|----|
| Portraits | 2 |
| Fine Art | 8 |
| Themed Images | 10 |
| Product Photography | 12 |
| Macro | 14 |
| Motion | 15 |
| Perspective | 16 |
| Depth of Field | 18 |
| Creative | 19 |
| Contact | 20 |



PORTRAITS

Portraits have always been a passion of mine. I love capturing the joy on my clients faces and capturing every day life around them. Throughout the course of my education I learn a lot of great techniques to help me expand my skills in capturing portraits. As well as editing them to be beautiful memories my clients will enjoy for generations.





BANNACK PORTRAITS

Capturing these portraits was such a dream come true for me. I was first of all able to work with talented models who helped me develop my skills when posing and then I was able to use auxiliary lighting equipment that really enhanced the effects of these images. I loved the experience I received during this day, then capturing and editing these images.







FINE ART

I really grew to love this type of photography. I love that it makes me stop and really look at the details of things and capture the beauty in everything. These images were taken while exploring Bannack Ghost town in Montana. All were taken with natural lighting and reflectors.





THEMED IMAGES

This was one of my favorite assignments. At first it was a challenge to figure out exactly what I wanted my theme to be, but after seeing awesome variations in texture around me I decided that I needed to capture it to bring life to the particular images I captured. I loved the whole process of capturing and editing.





PRODUCT PHOTOGRAPHY

I am just starting to explore with product photography and love the possibilities that can be created with this type of photography. I have done several different product photography shoots for my own home decor business as well as various side projects and hope to increase the amount I do in the future. I think that in today's society sales are driven by great product photography tailored to the different social media outlets. I love this type of photography because the subjects are always still and somewhat easy to capture.







MACRO

Marco photography was much more work than I thought. Once I took a few images and played around with the filters I was able to capture some beautiful images. I think that this type of shooting makes me really focus on the subject and think about what I want to showcase in the image.

MOTION

Capturing motion was tons of fun. It was a type of photography that I never really thought about before taking these pictures. Once I thought of some ideas, I planned out the shots and tried to capture the true motion of the objects. I love how I was able to capture the movement in my images.





PERSPECTIVE

This project was super fun as I captured all the different perspectives of this old camera. I loved thinking of new angles to capture and then added different texture overlays in Photoshop to help add to the old vintage look I wanted.






DEPTH OF FIELD

Working on my ability to capture different types of depth of field was so fun. I love shooting images with a shallow depth of field, but once I opened my mind to new ideas I realized that there is also a time and a place for deep depth of field and the beautiful images that you can capture with the correct aperture settings.

CREATIVE

These images were not only fun to capture but also to edit. The levitation image was a challenge as I set up the image in a small room and had my model sit very still on a stool, but once I was able to capture the image and edit out the stool I think that the image turned out awesome.



JALENE STRADLING

Web Designer. Graphic Designer. Photographer.

208.954.3021

jalenemarie@gmail.com

www.jalenestrading.com

Hello, I am Jalene Stradling, a wife, mother, web designer, graphic designer and photographer. I love creating with many different forms of media and this book showcases some of my photography and editing skills. Photography has always been one of my favorite things. From a very young age I would scour through photo books at my grandparents house and later inherited all of their old cameras. This soon developed into a passion of mine and has brought me so much joy over the years. I discovered Photoshop at the age of 18 and have been perfecting my editing abilities ever since. I hope you enjoyed a small portion of one of my greatest passions. Thanks for taking a look. All images and designs were created and edited by me.

Jalene Stradling

Portrait of Jalene taken and edited by Shey Doodle Designs.





jalenstradling.com